

**DEMA**<sup>®</sup>

demaeng.com

# PINNACLE™



# TECHNOLOGICALLY ADVANCED WAREWASH DISPENSING

Introducing Pinnacle, the newest family of warewash dispensers from DEMA. The Pinnacle series is the most technologically advanced warewash dispensers available. With the DEMA SmartTech app, Pinnacle is programmable through a Bluetooth connection. SmartTech offers other useful features such as a real time dashboard, program sharing, reporting, and more. Pinnacle's optional on-board programming is intuitive with a large display and easy navigation menus. With its compact design and modern appearance, Pinnacle is the ideal choice for any warewash installation.

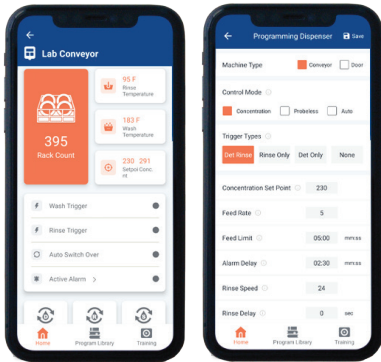
Pinnacle Pro features large pumps and motors for high volume applications.

Pinnacle features standard pumps and motors for more economical installations.

## FEATURES

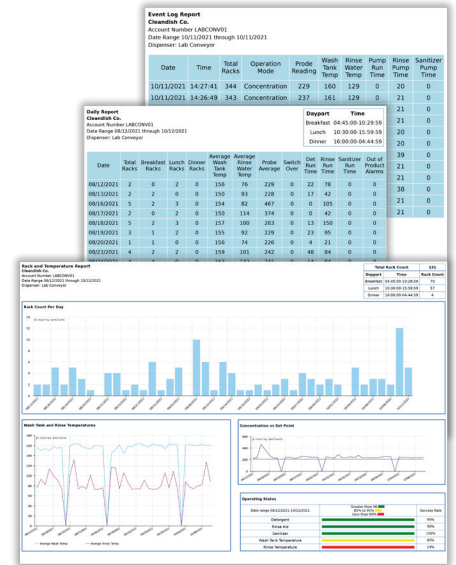
- ◆ SmartTech app programming
- ◆ Intuitive on-board digital programming
- ◆ Auto switchover mode
- ◆ Color coded chemical pumps
- ◆ Compact design
- ◆ Out of product alarm in probe and probeless modes
- ◆ Performance reporting of rack counts, concentration, and wash tank/rinse water temperature
- ◆ Prewired with main power/trigger, signal cable and probe cable
- ◆ Optional rinse and wash temperature sensors
- ◆ Models available for liquid or dry detergents and sanitizer
- ◆ Multi-Lingual Display
- ◆ Two motor and pump options
- ◆ UL recognized and CE approval





## With SmartTech you can:

- ◆ Connect via Bluetooth to dispenser
- ◆ Display real time performance data
- ◆ Store Information for reporting
  - Rack counts
  - Concentration
  - Temperature
  - Alarms, with date stamp
- ◆ Store dispenser programs for easy sharing
- ◆ Store Service notes for next visit



## OPTIONS

### Liquid/Liquid



### Dry/Liquid



### Liquid/Liquid/Liquid



### Dry/Liquid/Liquid



### Standard Pump



Pinnacle: For more economical installations

### Large Pump



Pinnacle Pro: For higher volume installations

### Detergent Valve



Available for Pinnacle and Pinnacle Pro

### Sanitizer Pump



Available for Pinnacle and Pinnacle Pro




CONDUCTIVITY AND WASH TEMP PROBE



INDUCTIVE PROBE



RINSE TEMP PROBE



MAGNETIC FIELD SENSOR

POPULAR ACCESSORIES	PART NUMBER
Conductivity and Wash Temp Probe	82.60.04
Rinse Temp Probe	82.60.05
Magnetic Field Sensor	82.23.1
Inductive Probe	82.28.1

SPECIFICATIONS	PINNACLE	PINNACLE PRO
Main Power	115/230 VAC 50/60 Hz 0.5A	115/230 VAC 50/60 H2 0.5A
Motor/Solenoid Rating	24VDC	24VDC
Trigger Input Voltage	20-480 VAC 50/60 Hz	20-480 VAC 50/60 Hz
Case Material	ABS	ABS
Environmental Temp	32-104°F (0-40°C)	32-104°F (0-40°C)
Detergent Pump Rate	5.5 oz/min (160 ml/min)	8.5 oz/min (250 ml/min)
Rinse and Sanitizer Pump Rate	1.5 oz/min (45 ml/min)	0.7 oz/min (20 ml/min)



CONFIGURATION	Pinnacle	Pinnacle Pro
Liquid/Liquid	P.LL.NNC	PP.LL.NNC
Dry/Liquid	P.DL.NNC	PP.DL.NNC
Liquid/Liquid/Liquid	P.LLL.NNC	PP.LLL.NNC
Dry/Liquid/Liquid	P.DLL.NNC	PP.DLL.NNC



**DEMA Global Headquarters**

10020 Big Bend Road  
 St. Louis, MO 63122  
 Phone: (314) 966-3533  
 Fax: (314) 965-8319  
 www.demaeng.com  
 email: sales@demaeng.com

DEMA South America  
 Mobile: (5511) 98579-3477  
 email: omarpuras@uol.com.br

DEMA Mexico, Caribbean &  
 Central America  
 Mobile: 506 70146588  
 email: jorgee@demaeng.com

DEMA Europe  
 Phone: 31-36-522-7006  
 email: sales@demaeng.com

DEMA Asia  
 Mobile: 6012 476 7385  
 email: kevinlim@demaeng.com

DEMA Australia  
 Phone: 61-2-9525-5177  
 email: sales@demaust.com

©2022 DEMA  
 Pinnacle Pro 11/2022

LIKE, FOLLOW, AND SUBSCRIBE TO KEEP UP WITH DEMA ENGINEERING COMPANY

